

Level 1

TECHNICAL REQUIREMENTS

OVERALL REQUIREMENTS	MAJOR & MINOR 5-FINGER PATTERNS & TRIADS	SCALES	CADENCES/CHORD PROGRESSIONS
<p style="text-align: center;">Level 1</p> <p>All elements must be performed</p> <p>Elements may be played in any order</p> <p style="text-align: center;">All Hands Together</p> <p>4:00 minutes to perform</p> <p>Minimum scale tempo: ♩ = 69</p>	<p style="text-align: center;">B F# (G♭) D♭ A♭ E♭ B♭ Major</p> <p style="text-align: center;">b f# (g♭) d♭ a♭ e♭ b♭ minor</p> <p style="text-align: center;">♩</p> <p style="text-align: center;">Five-finger patterns up and down; Triads broken, up and down & blocked</p>	<p style="text-align: center;">F C G D Major</p> <p style="text-align: center;">♩ = 1 octave</p> <p style="text-align: center;">d a natural minor</p> <p style="text-align: center;">♩ = 1 octave</p>	<p style="text-align: center;">F C G D Major</p> <p>Half cadence: I - V(7) or IV - V</p> <p>Authentic cadence: V(7) - I</p> <p>Plagal cadence: IV - I</p> <p style="text-align: center;">Root position or common tone</p>

THEORY REQUIREMENTS

Be able to write elements, recognize them individually, and recognize them in musical excerpts. The student is responsible for all theory elements from Preparatory Level through Level 1.

Tonality

- Staff notes, including up to two leger lines, and sharps, flats and naturals
- Half steps and whole steps on the keyboard and on the staff
- Scales and key signatures in Major: C G D F
- Intervals: 2nd, 3rd, 4th, 5th, 6th, 7th, 8th (octave), by number only
- Five finger patterns in Major and minor: C G D A E F B♭
- Chords/triads in Major and minor, blocked and broken in root position: C G D A E F B♭
- Primary triads, in Major keys, by Roman numeral, root position: C G F
Lines must be placed above and below Roman numerals for Major triads, such as V .

Time and Rhythm

Be able to:

- identify notes and rests with their names
- give the number of beats each note will receive
- write counts using numbers
- match notes and rests of the same value


1. Time signatures and pulses: $\frac{2}{4}$ ♩ ♩ | $\frac{3}{4}$ ♩ ♩ ♩ | $\frac{4}{4}$ ♩ ♩ ♩ ♩ |


2. Note and rest values: ○ ♩ ♩ ♩ ♩ - - ♩ ♩

3. Rhythms such as: $\frac{4}{4}$ ♩ ♩ ♩ ♩ | $\frac{3}{4}$ ♩ ♩ ♩ | $\frac{2}{4}$ ♩ ♩ | $\frac{4}{4}$ ♩ ♩ ♩ ♩ |

1 2 3 4 1 2 3 1 2 & 1 2 3 4
1 & 2 &

Signs and Terms (Definitions are on page 46)

 *crescendo*


 *decrescendo (diminuendo, dim.)*

mp *mezzo piano*


mf *mezzo forte*

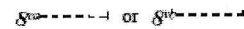
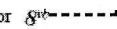
pp *pianissimo*

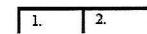
ff *fortissimo*

 *tenuto*

 or  damper pedal



 or 



repetition

Primary Triads

accidental

EAR TRAINING REQUIREMENTS (7 questions; included on written theory test)

1. Identify the difference between Major and minor five-finger patterns, ascending and descending.
2. Identify the difference between Major and minor triads in root position, blocked and broken, ascending and descending.
3. Identify intervals up to and including one octave, ascending.
4. Identify the difference between two tapped rhythmic patterns, two measures in length, using quarter notes and half notes.
5. Be able to identify a simple two-measure melody.
6. Be able to hear the difference between legato and staccato touch.
7. Be able to hear a dynamic change from loud to soft or from soft to loud using these terms: loud/soft, *forte/piano*, *fortissimo/pianissimo*, *mezzo forte/mezzo piano*, or *crescendo/decrescendo*.

SIGHT-READING REQUIREMENTS

The material will use only quarter, half, dotted half, or whole notes and rests, and may include *staccato*, *legato* and dynamics. Students will have 30 seconds to preview the example.

IMPROVISATION REQUIREMENTS (Optional)

Students may perform an optional Improvisation at their CM Evaluation. Improvisation is an optional performance segment. Any improvisation may be played during the performance portion of the evaluation.

- Improvisation is not rated by the evaluator.
- Improvisation is limited to 5 – 60 seconds in length, as listed in the CM Syllabus according to the CM level.
- Improvisation is done in addition to and not in place of the other required segments of the CM evaluation (technique, sight-reading, and repertoire). Students must prepare the entire technical requirements as indicated for their level. All segments (including improvisation) need to be performed within the appropriate evaluation length of each level.
- Improvisation may be from any resource and is independent of a student's registered CM level.

REPERTOIRE REQUIREMENTS

Repertoire requirements for Level 1 begin on page 95.